

At Lowest price, With better Equipment & Services

Rental price can be adjusted by ;

- Location /Site condition
- Rental Period & Rental Volume
- Past dealing record with ACCEL
- Credit

EQUIPMENT INDEX

Mobile Crane(R/T, A/T)



Crawler Crane



Cargo Crane Truck (Hiap)



Dump Truck



Forklift



Boom Lift



Excavator



JCB



Crane with Man-Lift



High Rider



Man Lift



Scissor Lift



Trailer



RATE OF RENT MOBILE CRANE / CRAWLER CRANE

Unit : Baht (Except VAT)

Rev.9

No.	Machine	Description	Daily	Monthly	Remarks
			Rate	1 Month	
MOBILE CRANE / RUCK CRANE					
1	500 ton Hydro Crane	Truck Crane	450,000	4,500,000	
2	400 ton Hydro Crane	Truck Crane	350,000	3,500,000	
3	360 ton Hydro Crane	Truck Crane	300,000	3,000,000	
4	300 ton Hydro Crane	Truck Crane	250,000	2,500,000	
5	200 ton Hydro Crane	Truck Crane	150,000	1,500,000	Boom 50m
6	180 ton Hydro Crane	Truck Crane	120,000	1,200,000	Boom 60m
7	160 ton Hydro Crane	Truck Crane	110,000	1,100,000	
8	150 ton Hydro Crane	Truck Crane	95,000	1,000,000	
9	100 ton Hydro Crane	Truck Crane- 12 wheel	55,000	550,000	
10	100 ton Hydro Crane	Truck Crane- 8 wheel	60,000	600,000	
11	80 ton Hydro Crane	Truck Crane	45,000	450,000	
12	50 ton Hydro Crane	R/T Crane- 4 wheel	15,500	190,000	
13	35 ton Hydro Crane	R/T Crane- 4 wheel	13,000	160,000	
14	25 ton Hydro Crane	4 wheel /10 Wheel	9,500	110,000	
CRAWLER CRANE					
1	300 ton Crawler Crane	Including Zib Boom		2,000,000	
2	250 ton Crawler Crane	Including Zib Boom		1,300,000	

NOTES

- Transportation : will be quoted according to site location
- Above prices include Crane Driver 1 person /Crane
- Diesel Fuel : Daily Base => Provided by ACCEL, Monthly Base => To be provided by Client
- Daily Working Hours : Daily Base => 8 Hours (08:00 ~ 12:00, 13:00 ~ 17:00)
- Please confirm crane rental at least 3 days before from the starting date
- Monthly Working basis : 30 Days

Mobile Crane



Crawler Crane




RATE OF RENT

OTHER

Unit : Baht (Except VAT)

Rev.9

No.	Machine	Type	Energy	Daily	Monthly Rate	
				Rate	1 Month	≥ 3 Month
OTHER EQUIPMENT				with Oil	No Oil supply	
1	GRADER 140 G (3.66m)		Diesel	10,000	160,000	156,000
2	JCB (BACKHOE-LOADER)		Diesel	6,000	100,000	105,000
3	CRANE 7 TON with BASKET		Diesel	7,000	130,000	116,000
4	CRANE 8 TON with BASKET		Diesel	8,000	140,000	132,000
5	Crane Cargo Truck 5 TON (Hiap)	8 WHEEL	Diesel	6,000	80,000	78,000
6	Crane Cargo Truck 8 TON (Hiap)	10 WHEEL	Diesel	9,000	100,000	95,000
7	FORKLIFT 3 TON (without Driver)		Diesel	3,000	35,000	33,000
8	FORKLIFT 5 TON (without Driver)		Diesel	5,000	60,000	55,000
9	FORKLIFT 7 TON (without Driver)			7,000	80,000	70,000
10	FORKLIFT 10 TON (without Driver)		Diesel	10,000	120,000	110,000
11	DUMPER 6 wheel		Diesel	3,000	55,000	54,000
12	DUMPER 10~12 Wheel		Diesel	6,000	85,000	84,000
13	ROLLER 4		Diesel	5,000	64,000	60,000
14	ROLLER 10 STEEL Drum		Diesel	8,000	110,000	106,000
15	ROLLER 10 THORNS WHEEL		Diesel	9,000	130,000	125,000
16	ROLLER 10 Tire roller		Diesel	7,000	105,000	100,000
17	TRAILER	9m ~ 12m	Diesel	-	Depends on Size	
18	LOW BED TRAILER	6m ~ 15m	Diesel	-	Depends on Size	
19	CONTAINER OFFICE 3 X 6 M	with A/C, All Elec. Facilities		Sell Price = 160,000 Baht		7,000
20	CONTAINER OFFICE 2.5 X 6 M	with A/C, All Elec. Facilities		Sell Price = 120,000 Baht		6,000

- Diesel Fuel : Daily Base => Provided by ACCEL for 1st day only, Monthly Base => To be provided by Client





Advanced Civil Construction & Engineering CO., LTD.

267/75 Sukhumvit Road, Tambon Maptaphut, A.Muang Rayong 21150, Thailand

Tel. (66)038-608221 Fax (66)038-608221 ,

Mobile.(Thai) : 081-378-0115 Mobile(English) : 089-541-1104

E-mail: eunsung.jeong@gmail.com

1 Dec 18

RATE OF RENT

BACK HOE

Unit : Baht (Except VAT)

Rev.9

No.	Machine	Type	Energy	Daily	Monthly	Remarks
				Rate	1 Month	
BACK HOE (Including Driver, Not Including Oil)						
1	PC20	BACK HOE	Diesel	3,500	65,000	
2	PC20 WITH BREAKER	BACK HOE	Diesel	4,500	95,000	
3	PC30	BACK HOE	Diesel	4,000	70,000	
4	PC30 WITH BREAKER	BACK HOE	Diesel	5,000	100,000	
5	PC40	BACK HOE	Diesel	4,500	78,000	
6	PC40 WITH BREAKER	BACK HOE	Diesel	5,500	110,000	
7	PC60	BACK HOE	Diesel	4,500	90,000	
8	PC60 WITH BREAKER	BACK HOE	Diesel	6,000	125,000	
9	PC78	BACK HOE	Diesel	5,000	98,000	
10	CAT 313	BACK HOE	Diesel	5,500	108,000	
11	CAT 313 WITH BREAKER	BACK HOE	Diesel	7,000	160,000	
12	PC120	BACK HOE	Diesel	5,500	100,000	
13	PC120 WITH BREAKER	BACK HOE	Diesel	7,500	165,000	
14	PC128	BACK HOE	Diesel	5,500	108,000	
15	PC128 WITH BREAKER	BACK HOE	Diesel	8,000	165,000	
16	PC200	BACK HOE	Diesel	7,000	130,000	
17	PC200 WITH BREAKER	BACK HOE	Diesel	9,000	180,000	
18	PC210	BACK HOE	Diesel	7,500	135,000	
19	PC210 WITH BREAKER	BACK HOE	Diesel	9,800	185,000	
20	PW100	BACK HOE	Diesel	8,000	140,000	
21	PW100 WITH BREAKER	BACK HOE	Diesel	9,500	185,000	
22	PW128	BACK HOE	Diesel	8,500	145,000	
23	PW128 WITH BREAKER	BACK HOE	Diesel	10,000	210,000	
24	PW130	BACK HOE	Diesel	9,000	150,000	
25	PW130 WITH BREAKER	BACK HOE	Diesel	11,000	215,000	
26	PW160	BACK HOE	Diesel	9,500	160,000	
27	PC200 LONGARM 15 M.	BACK HOE	Diesel	9,500	180,000	
28	PC200 LONGARM 18 M.	BACK HOE	Diesel	10,000	185,000	
29	CAT 320 LONGARM 15 M.	BACK HOE	Diesel	9,500	180,000	
30	CAT 320 LONGARM 18 M.	BACK HOE	Diesel	10,000	185,000	
31	CAT 320	BACK HOE	Diesel	7,000	130,000	

- Transportation : will be quoted according to site location
- Driver : Included, Oil : Not included
- Daily Working Hours : Daily Base => 8 Hours (08:00 ~ 12:00, 13:00 ~ 17:00)

RATE OF RENT
ARTICULATION Z-BOOM LIFTS

Unit : Baht (Except VAT)

Rev.9

No.	Machine	Type	Energy	Height	Working Height	Daily	Monthly Rate	
						Rate	1 Month	≥ 3 Month
		Boom Lift						
1	Z34 (2x4)	Z-Boom Lifts	Battery	10.50 m.	12.50 m.	4,500	60,000	58,000
2	Z40 (2x4)	Z-Boom Lifts	Battery	12.50 m.	14.50 m.	5,000	65,000	60,000
3	Z 45/ 25 J DC	Z-Boom Lifts	Battery	13.50 m.	15.94 m.	5,500	86,000	80,000
4	Z 45/ 25 J RT	Z-Boom Lifts	Diesel	13.50 m.	15.86 m.	6,500	96,000	90,000
5	Z60 / 34	Z-Boom Lifts	Diesel	18 m.	20 m.	7,500	117,000	110,000
5	Z60 / 37	Z-Boom Lifts	Battery	18 m.	20 m.	7,500	115,000	110,000
6	Z80 / 60	Z-Boom Lifts	Diesel	24 m.	26 m.	10,000	156,000	150,000

NOTES

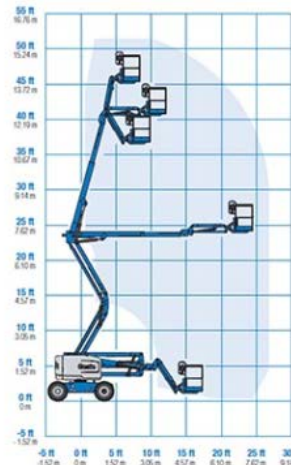
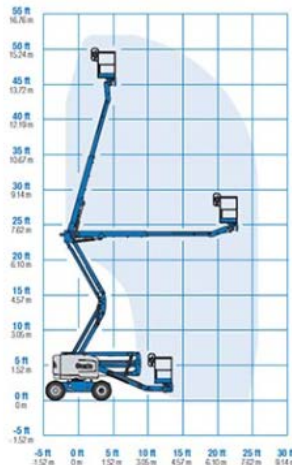
- Transportation : will be quoted according to site location
- Diesel Fuel : Daily Base => Provided by ACCEL for 1st day only, Monthly Base => To be provided by Client
- Driver : Daily Base => Provided by ACCEL (1,200 Baht/Day), Monthly Base => Free Training to Client
- Daily Working Hours : Daily Base => 8 Hours (08:00 ~ 12:00, 13:00 ~ 17:00)
- Monthly Working basis : 30 Days

Z-45/25 RT & Z-45/25J RT

Articulating Boom Lift

Overview

- Hydraulic rotation lets you move the platform where you need it. Self-leveling feature keeps the platform level through the entire range of motion
- Fully proportional controls for precise boom positioning and smooth performance
- Jib boom (Z™-45/25J RT) moves 135° vertically for extra working range
- Tight turning radius and zero tailswing for maneuvering in confined work areas
- Active oscillating axle (4WD models) helps maintain traction on rough terrain
- Powered turret rotation — move the boom exactly where you need it
- Dual fuel (Gas/LPG) or diesel engine options



Working Height*

51 ft 10 in (15.97 m)

Width

7 ft 6 in (2.29 m)

Horizontal Reach

24 ft 7 in (7.49 m)

Up & Over Clearance

23 ft 6 in (7.16 m)

Lift Capacity

500 lbs (227 kg)

Rate for Rent
TELESCOPIC BOOM LIFT

Unit : Baht (Except VAT)

Rev.9

No.	Machine	Type	Energy	Height	Working Height	Daily	Monthly Rate	
						Rate	1 Month	≥ 3 Month
		Boom Lift						
1	S60 (4x4)	Telescopic Boom Lifts	Diesel	18 m.	20 m.	6,500	104,000	101,000
2	S65 (4x4)	Telescopic Boom Lifts	Diesel	20 m.	22 m.	8,000	130,000	126,000
3	S80 (4x4)	Telescopic Boom Lifts	Diesel	24 m.	26 m.	9,500	149,000	145,000
4	S85 (4x4)	Telescopic Boom Lifts	Diesel	26 m.	28 m.	10,000	160,000	155,000
5	S125 (4x4)	Telescopic Boom Lifts	Diesel	38 m.	40 m.	28,000	350,000	340,000
6	Boom Lift 15 m. (2x4)	Straight Boom Lifts	Diesel	15 m.	17 m.	6,000	105,000	102,000
7	Boom Lift 18 m. (2x4)	Straight Boom Lifts	Diesel	18 m.	20 m.	7,000	135,000	130,000
8	Boom Lift 21 m. (2x4)	Straight Boom Lifts	Diesel	21 m.	23 m.	8,000	145,000	140,000
9	Boom Lift 25 m. (2x4)	Straight Boom Lifts	Diesel	25 m.	27 m.	9,500	180,000	175,000
10	Boom Lift 30 m. (2x4)	Straight Boom Lifts	Diesel	30 m.	32 m.	16,000	250,000	255,000
11	Boom Lift 14 m. 460SJ	Telescopic Boom Lifts	Diesel	14 m.	16 m.	7,000	105,000	108,000
12	Boom Lift 18 m. 18RS	Telescopic Boom Lifts	Diesel	18 m.	20 m.	8,000	140,000	140,000
13	Boom Lift 24 m. 24RS	Telescopic Boom Lifts	Diesel	24 m.	26 m.	11,000	250,000	250,000
14	E600JP JLG electric (2x4)	Telescopic Boom Lifts	Battery	18 m.	20 m.	8,500	160,000	157,000
15	Boom Lift 20 m. 660SJ	Telescopic Boom Lifts	Diesel	19.50 m.	21.50 m.	9,000	170,000	168,000
16	Boom Lift 18 m. 600SC track wheel	Straight Boom Lifts	Diesel	18 m.	20 m.	8,500	160,000	156,000

NOTES

- Transportation : will be quoted according to site location
- Diesel Fuel : Daily Base => Provided by ACCEL for 1st day only, Monthly Base => To be provided by Client
- Driver : Daily Base => Provided by ACCEL (1,200 Baht/Day), Monthly Base => Free Training to Client
- Daily Working Hours : Daily Base => 8 Hours (08:00 ~ 12:00, 13:00 ~ 17:00)
- Monthly Working basis : 30 Days

S60 / S80 / S85 / S125



600SC



660SJ



18RS/24RS



E600JP



600SC



**RATE OF RENT
SCISSOR LIFTS**

Unit : Baht (Except VAT)

Rev.9

No.	Machine	Type	Energy	Height	Working Height	Daily	Monthly Rate	
						Rate	1 Month	≥ 3 Month
1	GENIE Man-lift 4 m.	Scissor Lift	Battery	4m.	6 m.	2,500	30,000	28,000
2	GENIE Man-lift 9m. AWP 30S	Scissor Lift	Battery	9 m.	11 m.	3,000	35,000	33,000
3	GENIE Man-lift 12m. AWP4	Scissor Lift	Battery	12 m.	14 m.	3,500	40,000	38,000
4	Z-lift 6 m.	Scissor Lift	Battery	6 m.	8 m.	3,000	40,000	38,000
5	X-lift 8 m. GS-1930	Scissor Lift	Battery	5.6 m	7.6 m	1,500	24,000	23,000
6	X-lift 8 m. GS-2632	Scissor Lift	Battery	8 m.	10 m.	1,800	28,000	27,000
7	X-lift 8 m. GS-2646	Scissor Lift	Battery	8 m.	10 m.	2,000	31,000	30,000
8	X-lift 8 m. GS-2668	Scissor Lift	Battery	9 m.	11 m.	2,200	34,000	33,000
9	X-lift 10 m. GS-3246	Scissor Lift	Battery	10 m.	12 m.	3,000	45,000	43,000
10	X-lift 12 m. GS-4047	Scissor Lift	Battery	12 m.	14 m.	4,000	64,000	62,000
11	X-lift 12 m. GS-4069	Scissor Lift	Battery	12 m.	14 m.	4,500	70,000	65,000
12	X-lift 13 m. GS-4390	Scissor Lift	Diesel	14 m.	16 m.	5,500	80,000	78,000
13	X-lift 16 m. GS-5390	Scissor Lift	Diesel	16 m.	18 m.	7,000	100,000	98,000

NOTES

- Transportation : will be quoted according to site location
- Diesel Fuel : Daily Base => Provided by ACCEL for 1st day only, Monthly Base => To be provided by Client
- Driver : Daily Base => Provided by ACCEL (1,200 Baht/Day), Monthly Base => Free Training to Client
- Daily Working Hours : Daily Base => 8 Hours (08:00 ~ 12:00, 13:00 ~ 17:00)
- Monthly Working basis : 30 Days

Z-Lift



Man-Lift



Scissor –Lift



GS-2646 Electric Scissor Lift



3246 Electric Scissor Lift



4069LE Electric Scissor Lift

**RATE OF RENT
HIGH RIDER**

Unit : Baht (Except VAT)

Rev.9

No.	Machine	Type	Energy	Height	Daily	Monthly Rate	
					Rate	1 Month	≥ 3 Month
		HIGH RIDER					
1	High Rider 14 m.	HIGH RIDER	Diesel	14 m.	6,500	124,000	123,000
2	High Rider 16 m.	HIGH RIDER	Diesel	16 m.	7,500	132,000	135,000
3	High Rider 20 m.	HIGH RIDER	Diesel	20 m.	9,000	150,000	146,000
4	High Rider 22 m.	HIGH RIDER	Diesel	22 m.	10,500	166,000	156,000
5	High Rider 24 m.	HIGH RIDER	Diesel	24 m.	11,500	217,000	200,000
6	High Rider 26 m.	HIGH RIDER	Diesel	26 m.	13,000	260,000	250,000
7	High Rider 38 m.	HIGH RIDER	Diesel	38 m.	35,000	382,000	370,000

NOTES

- Transportation : will be quoted according to site location
- Diesel Fuel : Daily Base => Provided by ACCEL, Monthly Base => To be provided by Client
- Driver : Included
- Daily Working Hours : Daily Base => 8 Hours (08:00 ~ 12:00, 13:00 ~ 17:00)
- Monthly Working basis : 30 Days



TRANSPORTATION CHARGE FOR EACH LOCATION

1 Dec 18

(Unit : Baht /One way, Except VAT)

Rev.9

Location	Rate	Location	Rate
Amatanakorn Chonburi	3,000	Bang Kradi Pathum Thani	8,000
Pintong 1	3,000	Bang Yai	7,000
Hemaraj Eastern	4,500	Pathum Thani	6,000
Eastern Seaboard	4,500	Padrew	4,000
Amata City	4,500	Bitec BangNa	7,000
Pluakdeng Rayong	4,500	Navanakorn	6,000
Mabtaput Rayong	6,000	Phayao	-
Sattahip	6,000	Samut Sakhon	10,000
Leamchabung	3,000	Bang Kruai	8,000
Gateway	3,000	Industrail Rojana 304 Prachinburi	5,000
Ban Pho	3,000	Muang Chonburi	3,000
Samrong	4,000	Industrail Bang Kradi	6,000
Sriracha	3,000	Udon Thani Air Port	25,000
Pattaya	6,000	Surat Thani Air Port	30,000
Weldgold	4,000	Lampang Air Port	28,000
Ratchaburi	12,000	Phuket Air Port	40,000
Ayuttaya	8,000	Suvarnabhumi Air Port	3,500
Rattanatibeth	8,000	Don Hua Lo	3,000
Khonkean	22,000	Sahaphat Group Industrail Estate	3,000
Nikom 304	5,000	Kaeng Hang Maew Chantaburi	8,000
Kabinburi	6,000	Nong Yai	4,000
Bo Thong	3,000	Ban Chang Rayong	6,000
Nakhon Pathom	8,000	Pinthong3	3,000
Bang Phli	5,000	Phatthalung	40,000
Korat	22,000	Khuk Samet Pier	5,000
Lopburi	12,000	Bang Pa-in	7,000
Saraburi	10,000	Samut Prakan	8,000
Bang Na km.22	6,000	Napa Chonburi	3,000
Ban Khai	6,000	Phra Samut Chedi	5,000
Bang Wua	4,000		

Notes.

- Above prices are transportation rate for Boom Lift, Scissor Lift, Z-Boom Lift and other smaller equipment.
- Above prices do not include transportation rate of Mobile Crane, Crawler Crane, Backhoe, Office Container